



PHIL



PIES MADERA: | NATURAL | NOGAL | NEGRO |



PIES METÁLICOS: | ANTRACITA | ARENA | BLANCO | OLIVA | AZUL |

CON CARGO:
WITH CHARGE:
AVEC SUPPLÉMENT:

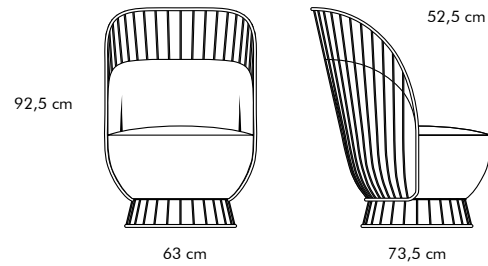


| NÍQUEL | DORADO |

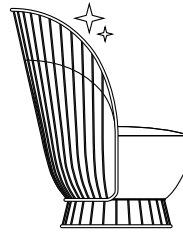
BASE METAL CON OPCIÓN MADERA DE FRESNO (NATURAL/ NOGAL/NEGRO). ACABADO EN BASE Y RESPALDO METÁLICO EN PINTURA EPOXI ANTRACITA, ARENA, BLANCO, OLIVA, AZUL O CON CARGO EN DORADO Y NÍQUEL NEGRO BRILLO. PARA OTROS ACABADOS CONSULTAR. ESTRUCTURA DE ACERO RECUBIERTO CON ESPUMA INYECTADA.

METAL BASE WITH ASH WOOD OPTION (NATURAL/WALNUT/BLACK). METAL BASE AND BACK WITH EPOXY FINISH IN ANTHRACITE, SAND, WHITE, OLIVE, BLUE OR WITH A CHARGE IN GOLD AND BLACK GLOSS NICKEL. FOR OTHER FINISHES, PLEASE ASK. STEEL STRUCTURE COVERED WITH INJECTED FOAM.

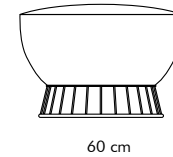
BASE EN MÉTAL AVEC OPTION REMBOURRAGE OU BOIS DE FRÊNE (NATURELLE, NOYER ET NOIR). BASE ET DOSSIER EN MÉTAL, FINIS EN ÉPOXY ANTHRACITE, SABLE, BLANC, OLIVE, BLEU OU AVEC CHARGE EN OR ET NICKEL BRILLANT NOIR. OUR D'AUTRES TEINTES/FINITIONS METALLIQUES, VEUILLEZ CONSULTER LA DISPONIBILITE. STRUCTURE EN ACIER RECOUVERTE DE MOUSSE INJECTÉE.



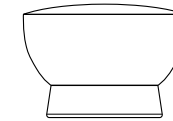
PH102 - BUTACA CON RESPALDO Y BASE METAL 63 x 73,5 x 92,5 cm



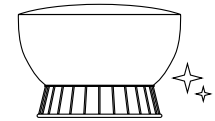
PH102D - BUTACA CON RESPALDO Y BASE DORADA 63 x 73,5 x 92,5 cm



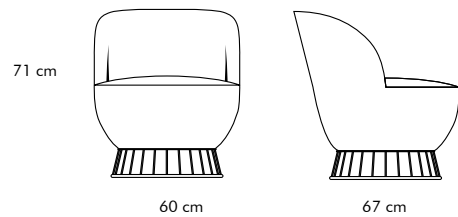
PH123 - POUF 60 x 60 x 41 cm



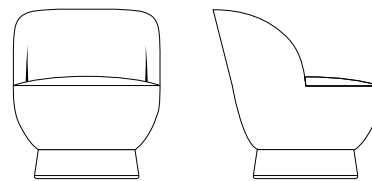
PH123 MADERA



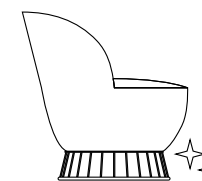
PH123D - POUF BASE DORADA 60 x 60 x 41 cm



PH101 - BUTACA 60 x 67 x 71 cm



PH101 MADERA



PH101D - BUTACA DORADA 60 x 67 x 71 cm